


# U-series forklift specification

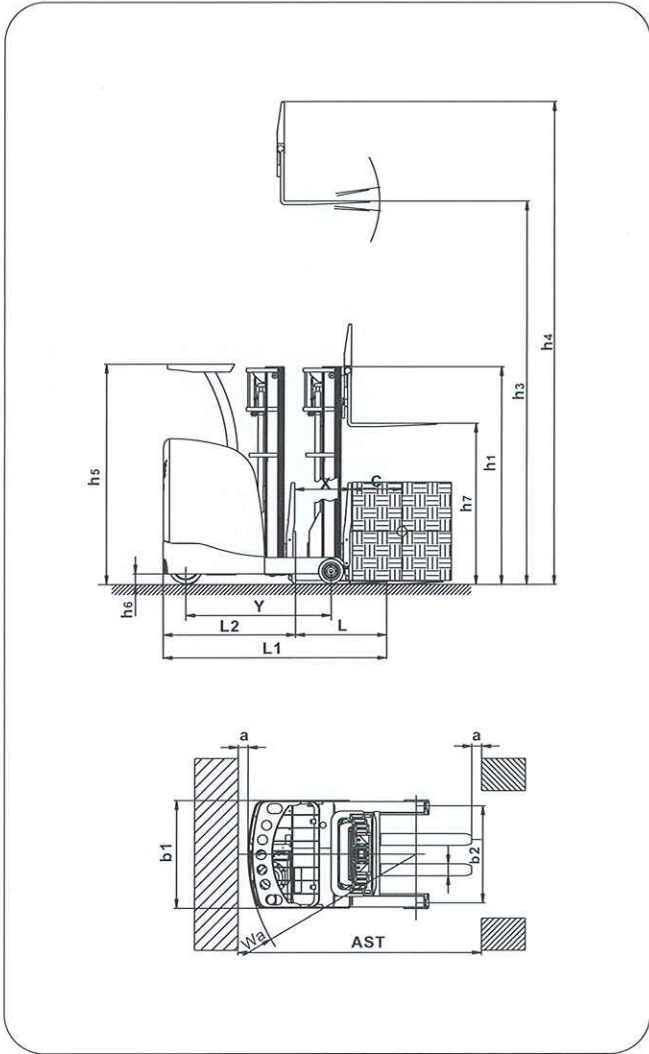
## Reach Forklift Trucks(stand-on) (1.3t / 1.5t / 1.8t / 2.0t / 2.5t)

### MAIN SPECIFICATIONS

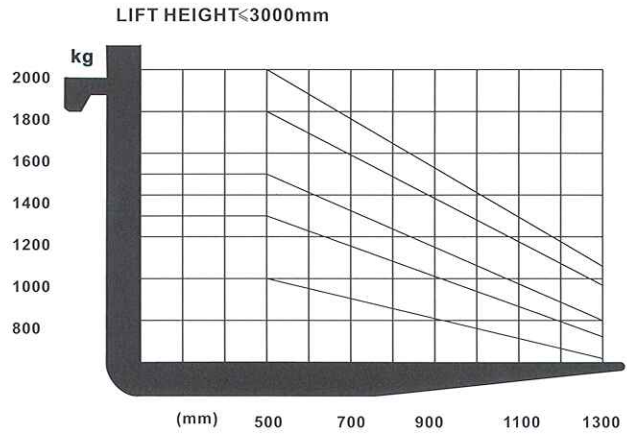
									
Performances	1	Manufacturer						1	
	2	Model	FBR13-C	FBR15-C	FBR18-C	FBR20-C	FBR25-C	2	
	3	Power	Battery					3	
	4	Operation	Stand on					4	
	5	Rated load capacity	Q (Kg)	1300	1500	1800	2000	2500	5
	6	Rated lift height	h3 (mm)	3000					6
	7	Load centre	C (mm)	500					7
	8	Fork carriage tilt (forward /backward)	$\alpha/\beta$ (deg)	3/5					8
	9	Travel speed (with/without load)	(km/h)	9.5/10			8.5/9		9
	10	Lifting speed (laden)	(mm/s)	240			220		10
	11	Max gradeability (laden)	(%)	>12			>10		11
	12	Min turning radius	wa (mm)	1695			1725		12
	13	Reach distance	X (mm)	560			600		13
	14	Wheel base	Y (mm)	1470			1500		14
	15	Service brake		Mech/EPS					15
Dimensions and Weight	16	Overall length	l1 (mm)	2230			2250		16
	17	Main body length	l2 (mm)	1345			1355		17
	18	Overall width	b1 (mm)	1090			1200		18
	19	Height of mast,lowered	h1 (mm)	2125					19
	20	Free lift height	h2 (mm)	380					20
	21	Height of mast,extended	h4 (mm)	3900					21
	22	Height of overhead guard	h5 (mm)	2250					22
	23	Fork dimensions(T×W×L)	(mm)	35×120×920			45×120×900		23
	24	Min ground clearance	h6 (mm)	90					24
	25	Aisle width with pallet (1200×1200)	Ast1 (mm)	2745					25
	26	Aisle width with pallet (1000×1000)	Ast2 (mm)	2545					26
Drive	27	Total weight	(kg)	2550			2800		27
	28	Drive motor	(Kw)	4.0/6.0			5.5/9.0		28
	29	Lift motor	(Kw)	7.5/9.2			9.0/11		29
Tyres	30	Battery:voltage/capacity (5h)	(V/Ah)	48/375			48/450		30
	31	Tyres		Polyurethane					31
	32	Size of front tyre		250×85			250×120		32
	33	Size of rear tyre		343×114					33
	34	Size of balancing tyre		178×76					34
	35	Track width front	b2 (mm)	1005			1080		35
	36	Track width rear	b3 (mm)	560			580		36
	37	Turning system		Hydraulic/ZAPIEPS					37
	38	Speed control system		CURTIS/ZAPI					38

Specifications and characteristics are subject to change without notice.  
Please contact us for detailed information.

UN Forklift retains the right to interpret.



Load chart



**MAST SPECIFICATIONS & RATED CAPACITIES**

Mast Type	Mast Name	Max. Fork Height (mm)	Load Capacity (Load Centre 500mm) (kg)					Overall Height (mm)						Free Lift (mm)				Tilt Angle (F/R)	Total Weight (kg)		
								Lowered		Extended		Lowered	Extended		Without Backrest	With Backrest	Without Backrest				With Backrest
			1.3t	1.5t	1.8t	2.0t	2.5t	Without Backrest	With Backrest	Without Backrest	With Backrest		1.3t/1.5t	1.8t/2.0t/2.5t							
Wide View Mast	RM 300	3000	3000	1300	1500	1800	2000	2500	2090	3848	4038	2100	3868	4258	160	160	170	170	3/5	2550	2800
	RM 360	3600	3600	1300	1500	1800	2000	2500	2390	4248	4638	2400	4468	4858	160	160	170	170	3/5	2600	2850
	RM 420	4200	4200	1200	1400	1700	1900	2400	2690	4848	5238	2700	5068	5458	160	160	170	170	3/5	2720	2900
Wide View Full Free 3 Stage Mast	RTFM500	5000	5000	1150	1400	1600	1800	2300	2203	5535	6035	2210	5545	6045	2135	2630	2145	2640	3/5	2850	2950
	RTFM550	5500	5500	1050	1350	1500	1700	2100	2403	6035	6535	2413	6045	6545	2335	2830	2345	2840	3/5	2875	3025
	RTFM600	6000	6000	1000	1250	1450	1650	2050	2603	6535	7030	2613	6545	7040	2535	3030	2545	3040	3/5	2900	3100
	RTFM650	6500	6500	850	1200	1350	1550	1950	2753	7035	7530	2753	7045	7540	2735	3230	2845	3240	3/5	2920	3150
	RTFM700	7000	7000	800	1100	1250	1450	1850	2953	7535	8030	2953	7545	8040	2935	3430	2945	3440	3/5	2945	3245
	RTFM750	7500	7500	900	950	1100	1300	1750	3153	8035	8530	3253	8045	8540	3135	3630	3145	3640	3/5	2970	3280
	RTFM800	8000	8000	800	850	1000	1200	1600	3318	8535	9030	3328	8545	9045	3335	3830	3345	3840	3/5	2990	3350

NOTE: Load capacity will decrease 100kg if mast equips side shifter